



**NUNN DESIGN**<sup>®</sup>  
Pantone Colors Cheatsheet  
[www.nunndesign.com](http://www.nunndesign.com)

# 2021

# PANTONE CHEATSHEET:

MAKE THESE PANTONE COLORS WITH NUNN DESIGN 2-PART RESIN AND CASTIN' CRAFTS OPAQUE PIGMENTS!

Step 1: Mix Nunn Design 2-Part Resin. Step 2: Pour 1 tsp into a separate mixing cup.  
Step 3: Follow color formulas. Step 4: Stir thoroughly.

## PANTONE®

Autumn/Winter 2021/22  
New Your Fashion Week Colors







**A. LAPIS BLUE**

*Pantone 19-4045 TCX*

**Formula:**

3 toothpick tips Blue  
1 toothpick tip White  
1 toothpick tip Black



**B. PRIMROSE YELLOW**

*Pantone 13-0755 TPX*

**Formula:**

2 toothpick tips Yellow  
1 toothpick tip White  
2 toothpick tips Brown



**C. KALE**

*Pantone 18-0107 TCX*

**Formula:**

4 toothpick tips Yellow  
1 tiny toothpick tip Blue  
2 toothpick tips Black  
1 toothpick tip White



**D. CORAL PINK 1**

*Pantone 14-1318*

**Formula:**

1 large toothpick tip White  
1 toothpick tip Red  
1 toothpick tip Brown



**E. TOFFEE 2**

*Pantone 18-1031*

**Formula:**

2 large toothpicks Brown  
1 tiny toothpick tip White



**F. JESTER RED 1**

*Pantone 19-1862*

**Formula:**

1 large toothpick Red  
2 large toothpicks Black



**G. EGGPLANT**

*Pantone 2695 CP*

**Formula:**

1 toothpick tip Blue  
2 toothpick tips Red  
2 toothpick tips White



**H. ROOIBAS 2**

*Pantone 18-1355*

**Formula:**

1 large toothpick tip Red  
2 toothpick tips Brown  
1 tiny toothpick tip Yellow  
1 toothpick tip White

*We've selected some existing color formulas from our Pantone Cheatsheet that match the Autumn/Winter 2021/2022 New York Fashion Week Pantone Colors!*

*Start with these formulas and then adjust to match your desired colors!*



**I. FEDERAL BLUE 2**

*Pantone 18-4029*

**Formula:**

1 large toothpick tip White  
1 large toothpick tip Blue  
1 large toothpick tip Red  
2 tiny toothpick tip Red



**J. PEWTER CAST**

*Pantone P174-3 U*

**Formula:**

2 toothpick tips Black  
2 toothpick tips White

"toothpick tip"

"tiny toothpick tip"



"large toothpick tip"

The Castin' Craft Opaque Pigments are very potent.

Let's define what a "tiny toothpick tip," a "toothpick tip" and "large toothpick tip" amount of colorant should look like. This is not an exact science.

If you don't get the exact amount, your color will still come out fairly close.

# 2020 PANTONE CHEATSHEET:

MAKE THESE PANTONE COLORS WITH NUNN DESIGN 2-PART RESIN AND CASTIN' CRAFTS OPAQUE PIGMENTS!

Step 1: Mix Nunn Design 2-Part Resin. Step 2: Pour 1 tsp into a separate mixing cup.  
Step 3: Follow color formulas. Step 4: Stir thoroughly.



NUNN DESIGN  
RESIN KIT (*reskit*)  
2 - 4oz bottles  
Sticks & cups included



CASTIN' CRAFTS  
OPAQUE PIGMENTS (*ccop*)  
Use this with our Nunn Design Resin



**A. LEAD 1**

*Pantone 17-4408*

**Formula:**

- 1 large toothpick tip White
- 1 tiny toothpick tip Blue
- 2 large toothpick tips Black

**B. LEAD 2**

*Pantone 17-4408*

**Formula:**

- 1 large toothpick tip White
- 1 tiny toothpick tip Blue
- 3 large toothpick tips Black

**C. MERCURY 1**

*Pantone 14-4502*

**Formula:**

- 1 large toothpick tip White
- 1 tiny toothpick tip Black
- 1 spec Blue
- 1 tiny toothpick tip Yellow

**D. MERCURY 2**

*Pantone 14-4502*

**Formula:**

- 1 large toothpick tip White
- 1 toothpick tip Black
- 1 tiny toothpick tip Black
- 1 spec Blue
- 1 tiny toothpick tip Yellow

**E. LAVENDER 1**

*Pantone 15-3817*

**Formula:**

- 1 tiny toothpick tip Blue
- 1 toothpick tip Red
- 1 toothpick tip White

**F. LAVENDER 2**

*Pantone 15-3817*

**Formula:**

- 1 tsp Nunn Design Resin
- 1 tiny toothpick tip Blue
- 1 toothpick tip Red
- 2 toothpick tips White

**G. BISCAY GREEN 1**

*Pantone 15-5718*

**Formula:**

- 1 large toothpick tip White
- 1 tiny toothpick tip Blue
- 2 tiny toothpick tips Yellow

**H. BISCAY GREEN 2**

*Pantone 15-5718*

**Formula:**

- 2 large toothpick tips White
- 1 toothpick tip Blue
- 1 toothpick tip Yellow

**I. FEDERAL BLUE 1**

*Pantone 18-4029*

**Formula:**

- 1 large toothpick tip White
- 1 large toothpick tip Blue
- 1 large toothpick tip Red
- 1 tiny toothpick tip Red

**J. FEDERAL BLUE 2**

*Pantone 18-4029*

**Formula:**

- 1 large toothpick tip White
- 1 large toothpick tip Blue
- 1 large toothpick tip Red
- 2 tiny toothpick tip Red

**K. GRAPE COMPOTE 1**

*Pantone 18-3513*

**Formula:**

- 2 large toothpick tips White
- 1 large toothpick tip Blue
- 1 large toothpick tip Red

**L. GRAPE COMPOTE 2**

*Pantone 18-3513*

**Formula:**

- 2 large toothpick tips White
- 1 toothpick tip White
- 1 large toothpick tip Blue
- 1 large toothpick tip Red

**M. GRAPE COMPOTE 3**

*Pantone 18-3513*

**Formula:**

- 2 large toothpick tips White
- 1 toothpick tip White
- 1 large toothpick tip Blue
- 1 large toothpick tip Red
- 1 toothpick tip Red

**N. GULF STREAM 1**

*Pantone 14-4511*

**Formula:**

- 1 large toothpick tip White
- 1 tiny toothpick tip Blue

**O. GULF STREAM 2**

*Pantone 14-4511*

**Formula:**

- 2 large toothpick tips White
- 1 tiny toothpick tip Blue

**P. CABBAGE 1**

*Pantone 13-5714*

**Formula:**

- 2 large toothpick tips White
- 2 tiny toothpick tips Blue
- 1 tiny toothpick tip Yellow

**Q. CABBAGE 2**

*Pantone 13-5714*

**Formula:**

- 2 large toothpick tips White
- 1 toothpick tip White
- 3 tiny toothpick tips Blue
- 1 tiny toothpick tip Yellow

**R. MULBERRY 1**

*Pantone 17-3014*

**Formula:**

- 1 large toothpick tip White
- 1 large toothpick tip Red
- 2 tiny toothpick tips Blue

**S. ROOIBAS 1**

*Pantone 18-1355*

**Formula:**

- 1 large toothpick tip Red
- 1 toothpick tip Brown
- 1 tiny toothpick tip White

**T. ROOIBAS 2**

*Pantone 18-1355*

**Formula:**

- 1 large toothpick tip Red
- 2 toothpick tips Brown
- 1 tiny toothpick tip Yellow
- 1 toothpick tip White

**U. CORAL PINK 1**

*Pantone 14-1318*

**Formula:**

- 1 tsp Nunn Design Resin
- 1 large toothpick tip White
- 1 toothpick tip Red
- 1 toothpick tip Brown

**V. CORAL PINK 2**

*Pantone 14-1318*

**Formula:**

- 1 large toothpick tip White
- 1 toothpick tip Red
- 1 toothpick tip Brown
- 1 toothpick tip White

**W. SUNLIGHT 1**

*Pantone 13-0822*

**Formula:**

- 1 large toothpick tip Yellow
- 1 toothpick tip White
- 1 tiny toothpick tip Brown

**X. SUNLIGHT 2**

*Pantone 13-0822*

**Formula:**

- 1 large toothpick tip Yellow
- 2 large toothpick tips White
- 1 tiny toothpick tip Brown

**Y. SUNLIGHT 3**

*Pantone 13-0822*

**Formula:**

- 1 large toothpick tip Yellow
- 3 large toothpick tips White
- 1 tiny toothpick tip Brown

"toothpick tip"

"tiny toothpick tip"

"large toothpick tip"



The Castin' Craft Opaque Pigments are very potent. Let's define what a "tiny toothpick tip," a "toothpick tip" and "large toothpick tip" amount of colorant should look like. This is not an exact science. If you don't get the exact amount, your color will still come out fairly close.


# 2019 PANTONE CHEATSHEET:

MAKE THESE PANTONE COLORS WITH NUNN DESIGN 2-PART RESIN AND CASTIN' CRAFTS OPAQUE PIGMENTS!

Step 1: Mix Nunn Design 2-Part Resin. Step 2: Pour 1 tsp into a separate mixing cup.  
Step 3: Follow color formulas. Step 4: Stir thoroughly.



NUNN DESIGN  
RESIN KIT (*reskit*)  
2 - 4oz bottles  
Sticks & cups included



CASTIN' CRAFTS  
OPAQUE PIGMENTS (*ccop*)  
Use this with our Nunn Design Resin

**A. TURMERIC 1**

*Pantone 15-1264*

**Formula:**

2 large toothpicks Yellow  
1 tiny toothpick tip Red

**B. TURMERIC 3**

*Pantone 15-1264*

**Formula:**

2 large toothpicks Yellow  
1 tiny toothpick tip Red  
1 tiny toothpick tip White

**C. ECLIPSE 1**

*Pantone 19-3810*

**Formula:**

2 large toothpicks Yellow  
1 large toothpick Blue  
2 large toothpicks Black

**D. TOFFEE 1**

*Pantone 18-1031*

**Formula:**

2 large toothpicks Brown

**E. TOFFEE 2**

*Pantone 18-1031*

**Formula:**

2 large toothpicks Brown  
1 tiny toothpick tip White

**F. PINK PEACOCK 1**

*Pantone 18-2045*

**Formula:**

3 large toothpicks Red  
1 tiny toothpick tip Yellow  
1 tiny toothpick tip Blue

**G. FIESTA 1**

*Pantone 17-1564*

**Formula:**

2 large toothpicks Yellow  
1 large toothpick Red

**I. FIESTA 3**

*Pantone 17-1564*

**Formula:**

2 large toothpicks Yellow  
1 tiny toothpick tip Red

**J. FIESTA 4**

*Pantone 17-1564*

**Formula:**

2 large toothpicks Yellow  
1 tiny toothpick tip Yellow  
1 large toothpick Red  
1 tiny toothpick tip White

**K. JESTER RED 1**

*Pantone 19-1862*

**Formula:**

1 tsp Nunn Design Resin  
1 large toothpick Red  
2 large toothpicks Black

**L. JESTER RED 2**

*Pantone 19-1862*

**Formula:**

1 tsp Nunn Design Resin  
1 large toothpick Red  
3 large toothpicks Black

**M. LIVING CORAL 1**

*Pantone 16-1546*

**Formula:**

1 tiny toothpick tip Red  
1 tiny toothpick tip White  
1 large toothpick Yellow

**N. LIVING CORAL 2**

*Pantone 16-1546*

**Formula:**

1 tiny toothpick tip Red  
1 tiny toothpick tip White  
2 large toothpicks Yellow

"toothpick tip"

"tiny toothpick tip"

"large toothpick tip"



The Castin' Craft Opaque Pigments are very potent. Let's define what a "tiny toothpick tip," a "toothpick tip" and "large toothpick tip" amount of colorant should look like. This is not an exact science. If you don't get the exact amount, your color will still come out fairly close.

# 2018


## PANTONE CHEATSHEET:

MAKE THESE PANTONE COLORS WITH NUNN DESIGN 2-PART RESIN AND CASTIN' CRAFTS OPAQUE PIGMENTS!

Step 1: Mix Nunn Design 2-Part Resin. Step 2: Pour 1 tsp into a separate mixing cup.  
Step 3: Follow color formulas. Step 4: Stir thoroughly.



NUNN DESIGN  
RESIN KIT (*reskit*)  
2 - 4oz bottles  
Sticks & cups included



CASTIN CRAFTS  
OPAQUE PIGMENTS (*ccop*)  
Use this with our Nunn Design Resin





**A. PINK ICING**

*Pantone 15-1717 TPX*

**Formula:**

2 toothpick tips White  
3 tiny toothpick tips Red

**B. SILT GREEN**

*Pantone 14-5706 TPX*

**Formula:**

1 tiny toothpick tip Blue  
1 toothpick tip Yellow  
2 toothpick tips White  
2 toothpick tips Black

**C. LILAC GRAY**

*Pantone 16-3905 TCX*

**Formula:**

2 toothpick tips Black  
1 tiny toothpick tip Black  
3 toothpick tips White  
1 tiny toothpick tip Blue  
1 tiny toothpick tip Red

**D. CELERY GREEN**

*Pantone 13-0532 TPX*

**Formula:**

1 toothpick Yellow  
1 very tiny toothpick tip Blue  
1 toothpick White  
1 tiny toothpick tip Brown

**E. LAVENDER HERB**

*Pantone 16-3310 TPX*

**Formula:**

1 tiny toothpick tip Blue  
1 toothpick tip Red  
2 toothpick tips White

**F. TANGERINE**

*Pantone 15-1247 TPX*

**Formula:**

1 tiny toothpick tip Red  
1 toothpick tip White  
2 toothpick tips Yellow

**G. MIMOSA**

*Pantone 15-1247 TPX*

**Formula:**

3 toothpick tips White  
3 toothpick tips Yellow  
1 tiny toothpick tip Red  
1 tiny toothpick tip Brown

**H. SERENITY**

*Pantone 15-3919 TCX*

**Formula:**

1 toothpick tip Black  
2 toothpick tips White  
1 tiny toothpick tip Blue  
1 tiny toothpick tip Red

**I. BLUE**

*Pantone 2171 U*

**Formula:**

1 tiny toothpick tip Blue  
2 toothpick tips White  
1 tiny toothpick tip Yellow

**J. EGGPLANT**

*Pantone 2695 CP*

**Formula:**

1 toothpick tip Blue  
2 toothpick tips Red  
2 toothpick tips White

**K. PEWTER CAST**

*Pantone P174-3 U*

**Formula:**

2 toothpick tips Black  
2 toothpick tips White

**L. CORAL**

*Pantone 2346 U*

**Formula:**

1 toothpick tip White  
1.5 toothpick tips Yellow  
3 tiny toothpick tips Red

"toothpick tip"

"tiny toothpick tip"

"large toothpick tip"



The Castin' Craft Opaque Pigments are very potent.

Let's define what a "tiny toothpick tip," a "toothpick tip" and "large toothpick tip" amount of colorant should look like. This is not an exact science.

If you don't get the exact amount, your color will still come out fairly close.


# 2017 PANTONE CHEATSHEET:

MAKE THESE PANTONE COLORS WITH NUNN DESIGN 2-PART RESIN  
AND CASTIN' CRAFTS OPAQUE PIGMENTS!

Step 1: Mix Nunn Design 2-Part Resin. Step 2: Pour 1 tsp into a separate mixing cup.  
Step 3: Follow color formulas. Step 4: Stir thoroughly.



NUNN DESIGN  
RESIN KIT (*reskit*)  
2 - 4oz bottles  
Sticks & cups included



CASTIN CRAFTS  
OPAQUE PIGMENTS (*ccop*)  
Use this with our Nunn Design Resin

**A. PRIMROSE YELLOW**

*Pantone 13-0755 TPX*

**Formula:**

2 toothpick tips Yellow  
1 toothpick tip White  
2 toothpick tips Brown

**B. PINK YARROW**

*Pantone 17-2034 TCX*

**Formula:**

2 toothpick tips Red  
2 tiny toothpick tips Blue  
3 toothpick tips White

**C. PALE DOGWOOD**

*Pantone 13-1404 TPX*

**Formula:**

1 tiny toothpick tip Red  
8 toothpicks tips White  
5 toothpicks tips Brown

**D. NIAGARA**

*Pantone 17-4123 TPX*

**Formula:**

1 toothpick tip Blue  
3 toothpick tips Black  
3 toothpick tips White

**E. ISLAND PARADISE**

*Pantone 14-4620 TCX*

**Formula:**

1 tiny toothpick tip Blue  
1 tiny toothpick tip Yellow  
4 toothpicks tips White

**F. KALE**

*Pantone 18-0107 TCX*

**Formula:**

4 toothpick tips Yellow  
1 tiny toothpick tip Blue  
2 toothpick tips Black  
1 toothpick tip White

**G. FLAME**

*Pantone 17-1462 TPX*

**Formula:**

1 toothpick Red  
2 toothpick Yellow  
1 toothpick White  
1 toothpick Brown

**H. LAPIS BLUE**

*Pantone 19-4045 TCX*

**Formula:**

3 toothpick tips Blue  
1 toothpick tip White  
1 toothpick tip Black

"toothpick tip"

"tiny toothpick tip"

"large toothpick tip"



The Castin' Craft Opaque Pigments are very potent.

Let's define what a "tiny toothpick tip," a "toothpick tip" and "large toothpick tip" amount of colorant should look like. This is not an exact science.

If you don't get the exact amount, your color will still come out fairly close.